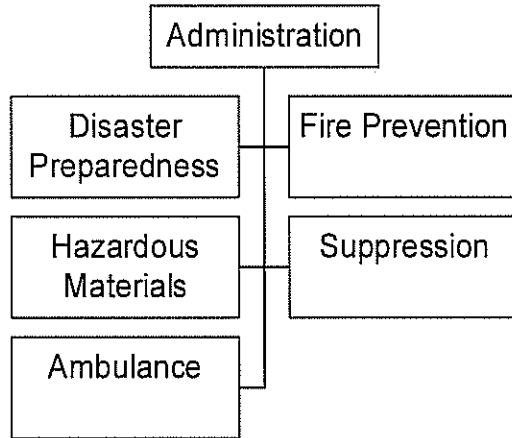


FIRE DEPARTMENT



FIRE DEPARTMENT

The Petaluma Fire Department is a full service Fire Protection and Emergency Medical Service organization. With a current staff of 58 full time employees (minus projected vacancies), the Fire Department addresses pre-construction plan checks, post occupancy safety inspections, regulation of hazardous materials, weed abatement, code enforcement, fire cause investigation, public education, disaster preparedness, and all facets of fire suppression, technical rescue, and emergency medical response.

The community has a justified high expectation of service from the Fire Department. In an effort to meet those expectations, the Fire Department is emphasizing "training" in technical skills and personnel development.

The Fire Department is currently funded through two sources: 1) the General Fund; and 2) the Ambulance Enterprise Account. The Ambulance Enterprise Account provides revenue/funding for 9.8 Firefighter/Paramedics. The Enterprise Account also provides funding for general administrative services.

Over the past decade, the city's population has increased by approximately 32%. At the same time, the number of emergency responses has increased by 88%. Since the late 1980's, the Fire Department's staffing levels have increased by only 6%.

MISSION STATEMENT

The Petaluma Fire Department is committed to professional excellence through a tradition of protecting lives, property, and the environment by providing the highest quality of service in prevention, fire protection, emergency medical services, and community preparedness.

CHALLENGES FACING DEPARTMENT

Fire Department challenges for the 2008-09 Fiscal Year include:

- Maintain existing levels of staffing in an effort to control paid overtime.
- As population and the volume of emergency response increases, the department is challenged to meet the increased service demands with existing resources. In the future, it is projected that it may become necessary to increase staffing and to add a third ambulance.
- Successfully address increasing legislative mandates and service demands with fixed fiscal assets.
- The Fire Department will continue to develop the new Fire Station 1 and prepare plans for facility modernization for Fire Stations 2 & 3.

- Continue to work on plans for the installation of a 12 inch water main system on Petaluma Boulevard in the Historic Downtown Business District, in support of the fire sprinkler retrofit ordinance.

PERFORMANCE MEASURES – FY 07-08

- *Repair and maintain all departmental apparatus.*

Outcome – completed – process is ongoing.

- *Perform annual maintenance and certification on Ladder Truck 9351.*

Outcome – completed – process is ongoing.

- *Work with Sonoma County Department of Emergency Services to obtain federal grants.*

Outcome – a grant request was completed and submitted to FEMA's "Assistance to Firefighters" to replace our outdated SCBA apparatus. We were unsuccessful with the grant award.

- *Have all ladders and fire extinguishers certified by an independent state licensed contractor.*

Outcome – completed – process is ongoing.

- *The Fire Department Communication System will be maintained and necessary improvements made.*

Outcome – all radio maintenance and repairs were completed. A fire dispatcher training process was initiated for continuous improvement.

- *Recruit and hire new firefighters and/or firefighter/paramedics.*

Outcome – this is a successful ongoing process. We have hired a new firefighter/paramedic and we are preparing to hire two more in April/May.

- *Do necessary repairs and paint the interior of Fire Station 1, 2 and 3.*

Outcome – all necessary fire station repairs and maintenance projects were completed. An itemized list of specific projects is available on request.

- *Ambulances are to respond to all medical emergencies within the City within 4 minutes or less, 90% of the time.*

Outcome – Petaluma Fire Department continues to meet this goal.

- *Complete the citywide weed abatement program by July 1.*

Outcome – project was completed by mid-July. No significant fires occurred in summer 2007 related to brush fire incidents.

- *Investigate all citizen complaints related to fire safety within 24 hours.*

Outcome – all citizen complaints were handled within the 24 hours of receipt with the assistance of the hourly part-time personnel.

- *Prepare one half of all targeted hazards with pre-fire action plans.*

Outcome – this task was completed.

- *Complete and document all annual inspections related to hazardous materials.*

Outcome – approximately 90% of annual inspections were completed.

- *Finalize design of new Fire Station 1.*

Outcome – final design was approved by SPARC. Construction plans were completed and RFP's were sent out to construction firms.

PERFORMANCE MEASURES FY 08-09

- *All necessary repairs and maintenance will be completed on the three fire stations.*
- *Complete and submit and successfully secure a grant award from FEMA "Assistance to Firefighters" for replacement of our self contained breathing apparatus with updated units.*
- *Promote our personnel to Engineer, Captain and Battalion Chief as vacancies occur. Organize an assessment and testing process to determine a promotional list.*
- *Repair and maintain all department fire apparatus and ambulances.*
- *Perform annual maintenance and certification on ladder truck #9351.*
- *Confirm funding and subsequently break ground for the new fire headquarters building.*
- *Investigate citizen complaints within 24 hours of receipt.*
- *Respond to all emergency incidents within the City of Petaluma within 4 minutes or less travel time, 90% of the time.*
- *Establish exclusive operating area for ambulance service within the adjoining county area.*

Fire Department

Summary of Expenses, Appropriations, Revenue and Transfers In - All Funds

Department/ Division	FY 2007-08 Funded Positions	FY 2008-09 Authorized Positions	General Fund	Other Funds	FY 2008-09 Total Budget
Administration	3.00	3.00	\$ 569,750		\$ 569,750
Disaster Preparedness	0.00	0.00	\$ 6,650		\$ 6,650
Fire Prevention	1.90	1.90	\$ 306,250		\$ 306,250
Hazardous Materials	1.10	1.10	\$ 138,850		\$ 138,850
Suppression	41.20	41.20	\$ 6,529,900		\$ 6,529,900
Apparatus	0.00	0.00	\$ 105,550		\$ 105,550
Buildings/Grounds	0.00	0.00	\$ 28,450		\$ 28,450
Communications	0.00	0.00	\$ 2,000		\$ 2,000
Supplies	0.00	0.00	\$ 56,750		\$ 56,750
Training	0.00	0.00	\$ 37,650		\$ 37,650
Ambulance	<u>10.80</u>	<u>10.80</u>		\$ 2,379,050	<u>\$ 2,379,050</u>
Total Positions	58.00	58.00	Total Appropriations		<u>\$ 10,160,850</u>

Part Time		
Full Time Equivalent	0.59	0.33
Part Time Hours	1,223	695

Budget Comparison to Prior Years

Description	FY 2005-06 Actual	FY 2006-07 Actual	FY 2007-08 Budget	FY 2008-09 Budget	% Change From Budget
Salaries	\$ 5,276,519	\$ 5,729,719	\$ 6,211,650	\$ 6,198,450	0%
Benefits	3,374,218	2,809,000	2,763,650	2,671,200	-3%
Services/Supplies	692,242	693,233	767,750	755,300	-2%
Capital Equipment	15,019	46,939	12,000	12,000	0%
Bad Debt Write-Off	<u>296,019</u>	<u>278,779</u>	<u>300,000</u>	<u>300,000</u>	0%
Sub-Total	9,654,017	9,557,670	10,055,050	9,936,950	-1%
Intragovernmental Charges	<u>649,700</u>	<u>529,700</u>	<u>378,650</u>	<u>223,900</u>	-41%
Totals	<u>\$ 10,303,717</u>	<u>\$ 10,087,370</u>	<u>\$ 10,433,700</u>	<u>\$ 10,160,850</u>	-3%

Fire

Summary of Expenses, Appropriations, Revenue and Transfers In - General Fund


Department/ Division	FY 2007-08 Funded Positions	FY 2008-09 Authorized Positions	FY 2008-09 Total Budget
Administration	3.00	3.00	\$ 569,750
Disaster Preparedness	0.00	0.00	\$ 6,650
Fire Prevention	1.90	1.90	\$ 306,250
Hazardous Materials	1.10	1.10	\$ 138,850
Suppression	41.20	41.20	\$ 6,529,900
Apparatus	0.00	0.00	\$ 105,550
Buildings/Grounds	0.00	0.00	\$ 28,450
Communications	0.00	0.00	\$ 2,000
Supplies	0.00	0.00	\$ 56,750
Training	<u>0.00</u>	<u>0.00</u>	<u>\$ 37,650</u>
Total Positions	47.20	47.20	Total Appropriations \$ <u>7,781,800</u>

Part Time

Full Time Equivalent	0.59	0.33
Part Time Hours	1,223	695

Budget Comparison to Prior Years

Description	FY 2005-06 Actual	FY 2006-07 Actual	FY 2007-08 Budget	FY 2008-09 Budget
Salaries	\$ 4,492,370	\$ 5,032,314	\$ 5,118,550	\$ 5,123,900
Benefits	2,849,394	2,402,807	2,208,650	2,149,000
Services/Supplies	382,715	393,400	468,300	437,000
Capital Equipment	-	<u>28,033</u>	-	-
Sub-Total	7,724,479	7,856,554	7,795,500	7,709,900
Intragovernmental Charges	<u>97,850</u>	<u>137,850</u>	<u>154,050</u>	<u>71,900</u>
Totals	<u>\$ 7,822,329</u>	<u>\$ 7,994,404</u>	<u>\$ 7,949,550</u>	<u>\$ 7,781,800</u>



A brush fire being brought under control.

ADMINISTRATION

The Administrative Division of the Fire Department is responsible for planning, coordinating, and supporting all the goals and activities within the department, including Administration, Fire Prevention, Public Education, Operations, Emergency Medical Services and Emergency Preparedness.

OBJECTIVES

- Build on the goals established by the Fire Department's Management Staff and provide direction toward achieving those goals. Take into consideration the issues of appropriate standards of coverage including fire station relocation and building modernization, wellness, and fire sprinklers in the downtown historic area.
- Encourage professional development of department employees through formal education and technical training.

Fire Administration

Budget Comparison to Prior Years

Description	FY 2005-06 Actual	FY 2006-07 Actual	FY 2007-08 Budget	FY 2008-09 Budget
Salaries	\$ 307,918	\$ 351,553	\$ 346,100	\$ 339,900
Benefits	164,765	145,666	116,250	119,350
Services/Supplies	30,745	39,055	28,200	38,600
Capital Equipment	-	-	-	-
Sub-Total	503,428	536,274	490,550	497,850
Intragovernmental Charges	97,850	137,850	154,050	71,900
Totals	\$ 601,278	\$ 674,124	\$ 644,600	\$ 569,750

POSITIONS	FY 2006-07 Funded Positions	FY 2007-08 Funded Positions	FY 2008-09 Authorized Positions
Admin Assistant	1.00	1.00	1.00
Fire Chief	1.00	1.00	1.00
Fire Marshall	0.50	0.50	0.50
Fire Inspector	<u>0.50</u>	<u>0.50</u>	<u>0.50</u>
Total Division Positions	<u>3.00</u>	<u>3.00</u>	<u>3.00</u>
Full Time Equivalent	0.00	0.00	0.00
Part Time Hours	0	0	0

DISASTER PREPAREDNESS

The Petaluma Fire Department has the responsibility for preparing the City to meet disasters and for providing disaster information and training to all City departments, schools, and citizens' groups that request assistance. The Fire Department is the contact and conduit for disaster preparedness information to other city, county, and state agencies and represents the City of Petaluma at the Office of Emergency Services (O.E.S.), Region 2.

OBJECTIVES

- Provide a training exercise to the Emergency Operations Center (E.O.C.) staff and other impacted city employees, during the fiscal year.
- Provide training in the National Incident Management System (NIMS) for all new employees, at least once during the fiscal year.
- Provide E.O.C. familiarization training to all new E.O.C. Section Chiefs, at least once during the fiscal year.
- Organize the City E.O.C. facility for timely display of situation status during emergency activation.
- Support community groups, citizens and local schools in disaster preparedness.
- Upgrade technology and displays in E.O.C.

Fire

Disaster Preparedness

Budget Comparison to Prior Years

Description	FY 2005-06 Actual	FY 2006-07 Actual	FY 2007-08 Budget	FY 2008-09 Budget
Salaries	\$ -	\$ -	\$ -	\$ -
Benefits	-	-	-	-
Services/Supplies	4,232	8,597	15,850	6,650
Capital Equipment	-	-	-	-
Sub-Total	4,232	8,597	15,850	6,650
Intragovernmental Charges	-	-	-	-
Totals	\$ 4,232	\$ 8,597	\$ 15,850	\$ 6,650

FIRE PREVENTION

The Fire Prevention Bureau is charged with mitigating the effects of fire and hazardous materials incidents on the community. This is accomplished by regulating and enforcing local and state laws relative to fire and life safety. The focus is fire prevention, fire investigation (cause and origin), code enforcement, weed abatement and regulation of hazardous materials use, always emphasizing "Customer Service".

OBJECTIVES

- Reduce fire hazards and property damage through the hazard abatement process by 90% and complete weed abatement program by July 2008.
- Plan check turnaround goal of 10 days – 100%
- Investigate all citizen complaints such as weed abatement, fire hazards and safety within 24 hours of receipt – 100%
- Prepare a minimum of 2 pre-fire plans during the Fiscal Year.
- Evaluate the ability to combine the various electronic master inspection files. If possible, in this fiscal year refine, revise and prepare a single master inspection file, with interactivity with other City departments.

Fire

Fire Prevention

Budget Comparison to Prior Years

Description	FY 2005-06 Actual	FY 2006-07 Actual	FY 2007-08 Budget	FY 2008-09 Budget
Salaries	\$ 200,342	\$ 206,951	\$ 233,100	\$ 184,600
Benefits	109,691	89,977	75,450	62,450
Services/Supplies	51,548	48,750	66,700	59,200
Capital Equipment	-	-	-	-
Sub-Total	361,581	345,678	375,250	306,250
Intragovernmental Charges	-	-	-	-
Totals	\$ 361,581	\$ 345,678	\$ 375,250	\$ 306,250
POSITIONS		FY 2006-07 Funded Positions	FY 2007-08 Funded Positions	FY 2008-09 Authorized Positions
Fire Marshal		0.40	0.40	0.40
Fire Inspector		1.00	1.00	1.00
Secretary		<u>0.50</u>	<u>0.50</u>	<u>0.50</u>
Total Division Positions		<u>1.90</u>	<u>1.90</u>	<u>1.90</u>
Full Time Equivalent		1.04	0.59	0.33
Part Time Hours		2,170	1,223	695

HAZARDOUS MATERIALS

The Fire Prevention Bureau administers the elements of the Certified Unified Program Agency (CUPA). As a CUPA, the Fire Prevention Bureau regulates all aspects of hazardous materials storage, use and waste disposal. This includes storage, policy, training of personnel and procedures for processing the various elements of the CUPA program.

OBJECTIVES

- Continue to build the internal program/process to fully administer all CUPA program elements.
- Continue with implementation of the Aboveground Petroleum Storage Act (APSA) into the current unified program inspection process; with completion by January 1, 2010.
- Continue implementation of Haz-Mat inspection and enforcement program through the completion of 100 annual inspections according to the State Health and Safety Code.

Fire

Hazardous Materials

Budget Comparison to Prior Years

Description	FY 2005-06 Actual	FY 2006-07 Actual	FY 2007-08 Budget	FY 2008-09 Budget
Salaries	\$ 82,164	\$ 87,342	\$ 92,950	\$ 96,800
Benefits	48,053	41,256	39,750	39,600
Services/Supplies	7,095	7,210	8,650	2,450
Capital Equipment	-	-	-	-
Sub-Total	137,312	135,808	141,350	138,850
Intragovernmental Charges	-	-	-	-
Totals	\$ 137,312	\$ 135,808	\$ 141,350	\$ 138,850

POSITIONS	FY 2006-07 Funded Positions	FY 2007-08 Funded Positions	FY 2008-09 Authorized Positions
Fire Marshal	0.10	0.10	0.10
Secretary	0.50	0.50	0.50
Fire Inspector	<u>0.50</u>	<u>0.50</u>	<u>0.50</u>
Total Division Positions	<u>1.10</u>	<u>1.10</u>	<u>1.10</u>
Full Time Equivalent	0.00	0.00	0.00
Part Time Hours	0	0	0

FIRE SUPPRESSION

This is the emergency response division of the Fire Department. The principal objective is to respond to all emergency calls in the City within four minutes. The Fire Department also works with surrounding jurisdictions by providing both mutual and automatic aid. In calendar year 2007, this division responded to the same number of emergency incidents as in 2006, an increase of 8 percent over 2005.

A professional training program supports the administrative needs and technical effectiveness of personnel in this division. The training program incorporates all performance aspects of the department personnel including management, command, fire suppression, hazardous materials, emergency medical services, and safety. All new employees are required to complete an intensive 18-month training program that measures their proficiency and performance.

OBJECTIVES

- Provide continuing education for all fire officers in the areas of incident command and emergency management.
- Maintain and enhance acting certification programs to promote career development.
- Work with Fire Prevention to update the department's pre-fire plans for target hazards throughout the City.
- Continue to provide high quality and effective training to all Fire Department members. Meet the requirements for all mandated training with a minimum target of 120 training hours per person per year.
- Ensure that the safety and wellness of firefighters remains a top priority by providing safety and wellness training, adjuncts and protective equipment.
- The communications radio system will be maintained.
- The FEMA Fire Assistance grant will be resubmitted to replace all self-contained breathing apparatus.
- Pursuit of private grant funding opportunities.

Fire Suppression

Budget Comparison to Prior Years

Description	FY 2005-06 Actual	FY 2006-07 Actual	FY 2007-08 Budget	FY 2008-09 Budget
Salaries	\$ 3,901,946	\$ 4,386,468	\$ 4,446,400	\$ 4,502,600
Benefits	2,526,885	2,125,908	1,977,200	1,927,600
Services/Supplies	289,095	289,788	348,900	99,700
Capital Equipment	-	28,033	-	-
Sub-Total	6,717,926	6,830,197	6,772,500	6,529,900
Intragovernmental Charges	-	-	-	-
Totals	\$ 6,717,926	\$ 6,830,197	\$ 6,772,500	\$ 6,529,900
POSITIONS		FY 2006-07 Funded Positions	FY 2007-08 Funded Positions	FY 2008-09 Authorized Positions
Fire Captain		9.00	9.00	9.00
Firefighter/Paramedic		8.20	8.20	8.20
Fire Battallion Chief		3.00	3.00	3.00
Firefighter		13.00	13.00	13.00
Fire Engineer		7.00	7.00	7.00
Fire Engineer/Paramedic		<u>1.00</u>	<u>1.00</u>	<u>1.00</u>
Total Division Positions		<u>41.20</u>	<u>41.20</u>	<u>41.20</u>
Full Time Equivalent		0.00	0.00	0.00
Part Time Hours		0	0	0

Fire Apparatus

Budget Comparison to Prior Years

Description	FY 2005-06 Actual	FY 2006-07 Actual	FY 2007-08 Budget	FY 2008-09 Budget
Services/Supplies	\$ -	\$ -	\$ -	\$ 105,550
Sub-Total	-	-	-	105,550
Intragovernmental Charges	-	-	-	-
Totals	\$ -	\$ -	\$ -	\$ 105,550

Fire Buildings/Grounds

Budget Comparison to Prior Years

Description	FY 2005-06 Actual	FY 2006-07 Actual	FY 2007-08 Budget	FY 2008-09 Budget
Services/Supplies	\$ -	\$ -	\$ -	\$ 28,450
Sub-Total	-	-	-	28,450
Intragovernmental Charges	-	-	-	-
Totals	\$ -	\$ -	\$ -	\$ 28,450

Fire Communications

Budget Comparison to Prior Years

Description	FY 2005-06 Actual	FY 2006-07 Actual	FY 2007-08 Budget	FY 2008-09 Budget
Services/Supplies	\$ -	\$ -	\$ -	\$ 2,000
Sub-Total	-	-	-	2,000
Intragovernmental Charges	-	-	-	-
Totals	\$ -	\$ -	\$ -	\$ 2,000

Fire Supplies

Budget Comparison to Prior Years

Description	FY 2005-06 Actual	FY 2006-07 Actual	FY 2007-08 Budget	FY 2008-09 Budget
Services/Supplies	\$ -	\$ -	\$ -	\$ 56,750
Sub-Total	-	-	-	56,750
Intragovernmental Charges	-	-	-	-
Totals	\$ -	\$ -	\$ -	\$ 56,750

Fire Training

Budget Comparison to Prior Years

Description	FY 2005-06 Actual	FY 2006-07 Actual	FY 2007-08 Budget	FY 2008-09 Budget
Services/Supplies	\$ -	\$ -	\$ -	\$ 37,650
Sub-Total	-	-	-	37,650
Intragovernmental Charges	-	-	-	-
Totals	\$ -	\$ -	\$ -	\$ 37,650

AMBULANCE SERVICES

Emergency Medical Services (EMS) and ambulance transportation services are provided to residents and visitors to the City through the Petaluma Fire Department Ambulance Service. Personnel for this service are certified firefighter/paramedics and firefighters trained as Emergency Medical Technicians. The paramedics are certified to deliver advanced life support services in the field.

Currently, Ambulance Services is an enterprise fund. User fees are designed to cover all expenditures of this division. A private outsource billing contractor is responsible for billing customers, using data provided by the Fire Department.

The Ambulance Service district includes all areas within the City limits, and a 160 square mile area surrounding the City. Sick and injured persons requiring immediate care are transported to the medical facility of their choice. The targeted response time is under four minutes to any emergency call inside the city limits.

Equipment is maintained in accordance with the California Highway Patrol, Sonoma County Public Health Department, and CAL-OSHA regulations. Basic Life Support and Advanced Life Support supplies are kept on hand at all times. Paramedics assigned to this division undergo training sessions at Petaluma Valley Hospital, as well as periodic training sessions in specific procedures. Every four years, the paramedics must re-certify, following a state mandated program.

The City Council has identified Ambulance Services as a critical City function.

OBJECTIVES

- Respond to emergency medical calls in the City in four minutes or less travel time, 90 percent of the time.
- Maintain the capacity to respond to medical calls with a Petaluma Fire ALS response unit 95% of the time.
- Provide continuing education at a level sufficient to maintain EMT certifications and Paramedic certification training for Fire Department personnel.
- Maintain compliance with Cal-OSHA regulations for infection control and communicable diseases.
- As service demands increase, the Fire Department will evaluate the best method to initiate a third ambulance into our response area.

Ambulance

Summary of Expenses, Appropriations, Revenue and Transfers In

Department/ Division	FY 2007-08 Funded Positions	FY 2008-09 Authorized Positions		FY 2008-09 Total Budget
Ambulance	<u>10.80</u>	<u>10.80</u>		<u>\$ 2,379,050</u>
Total Positions	10.80	10.80	Total Appropriations	<u>\$ 2,379,050</u>

Part Time

Full Time Equivalent	0.00	0.00
Part Time Hours	0	0

Budget Comparison to Prior Years

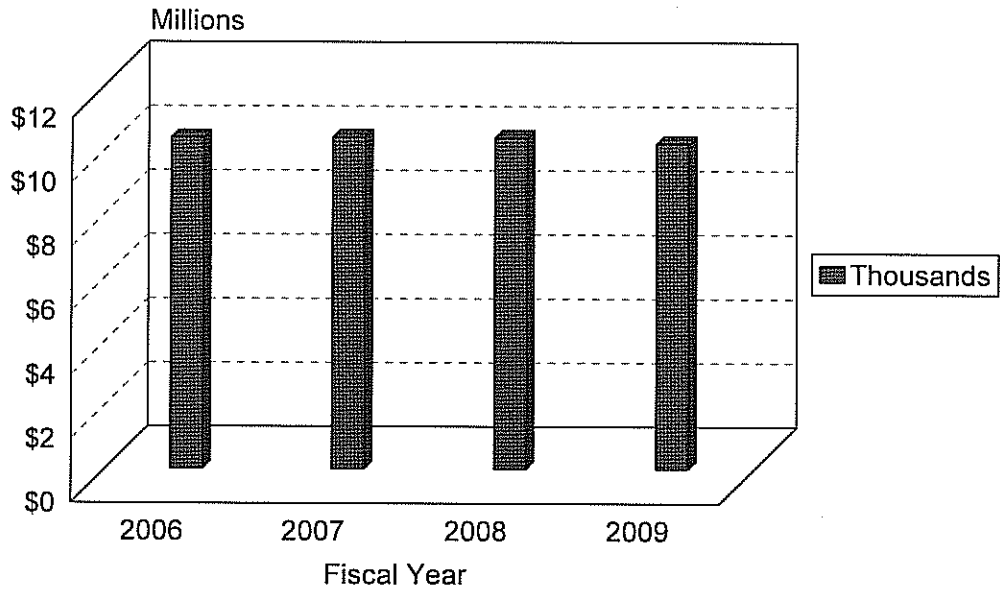
Description	FY 2005-06 Actual	FY 2006-07 Actual	FY 2007-08 Budget	FY 2008-09 Budget
Salaries	\$ 784,149	\$ 697,405	\$ 1,093,100	\$ 1,074,550
Benefits	524,824	406,193	555,000	522,200
Services/Supplies	309,527	299,833	299,450	318,300
Capital Outlay	15,019	18,906	12,000	12,000
Bad Debt Write-Off	<u>296,019</u>	<u>278,779</u>	<u>300,000</u>	<u>300,000</u>
Sub-Total	1,929,538	1,701,116	2,259,550	2,227,050
Intragovernmental Charges	<u>551,850</u>	<u>391,850</u>	<u>224,600</u>	<u>152,000</u>
Totals	<u>\$ 2,481,388</u>	<u>\$ 2,092,966</u>	<u>\$ 2,484,150</u>	<u>\$ 2,379,050</u>

FIRE DEPARTMENT

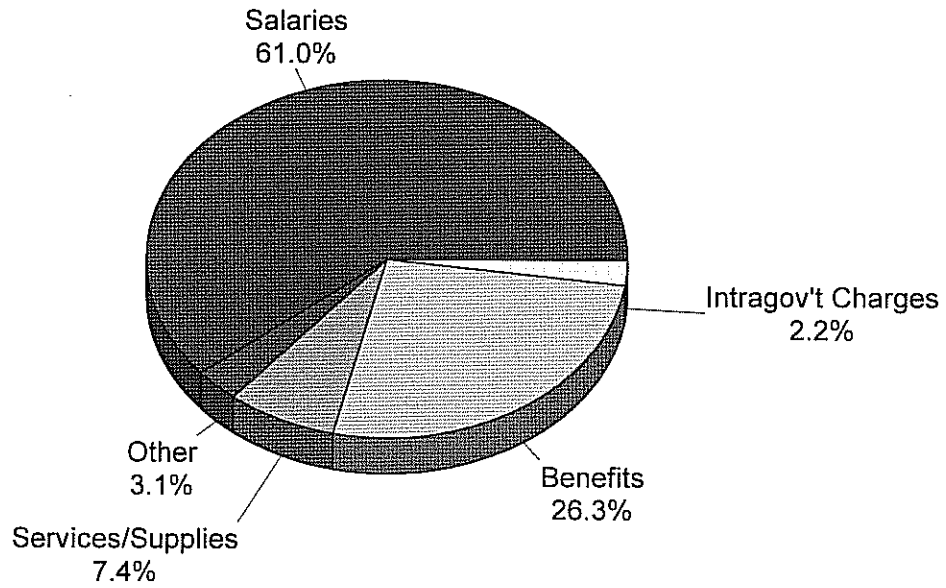
FULL TIME POSITION ALLOCATION BY FUND FY 08-09

DEPARTMENT POSITION	FY 05-06 Positions	FY 06-07 Positions	FY 07-08 Positions	FY 08-09 Positions	General Fund	OTHER FUNDS		
						Water	Sewer	Others
FIRE								
Administrative Assistant	1.00	1.00	1.00	1.00	1.00			
EMS Manager	0.00	1.00	1.00	1.00	0.00			1.00
Fire Battalion Chief	3.00	3.00	3.00	3.00	3.00			
Fire Captain	9.00	9.00	9.00	9.00	9.00			
Fire Chief	1.00	1.00	1.00	1.00	1.00			
Fire Engineer	7.00	7.00	7.00	7.00	7.00			
Fire Engineer/Paramedic	2.00	2.00	2.00	2.00	1.00			1.00
Fire Inspector	2.00	2.00	2.00	2.00	2.00			
Fire Marshall	1.00	1.00	1.00	1.00	1.00			
Firefighter	12.00	12.00	12.00	13.00	13.00			
Firefighter/Paramedic	18.00	18.00	18.00	17.00	8.20			8.80
Secretary	1.00	1.00	1.00	1.00	1.00			
Total Fire	57.00	58.00	58.00	58.00	47.20	0.00	0.00	10.80

FIRE ANNUAL BUDGET COMPARISON



FIRE APPROPRIATIONS





This is the City's newest fire truck put into service January, 2007.